



Lista Xpress

Storage and Workspace Solutions. Xtra Choices. Xtra Fast.



LISTA XPRESS. XTRA CHOICES. XTRA FAST.

The only thing better than a Lista is a Lista with Xpress delivery.

With Lista's Xpanded Xpress Program, we ship a growing line of our products within a week of your order. Instead of waiting, you're working – with Lista cabinets, mobile cabinets, workbenches, workstations and accessories – experiencing our industry-leading value and quality, and improving your productivity.



Lista Xpress includes an extensive selection of storage and workbench solutions, all shipping in 3-5 business days of order. Almost all available in your choice of three colors.

So place your order today. We've got the Lista you need, in a hurry.



FOR ADDITIONAL INFORMATION

- Call Lista Customer Service at **800-722-3020**
- Contact your local Lista distributor
- Visit **ListaXpress.com**

Of course, Lista also offers complete solutions for all your storage and workspace needs beyond what's available for order in this catalog. We have countless other options to meet your requirements – for an overview of our complete line, see pages 34-43 or visit our website at www.listaintl.com.

THE REMARKABLE LISTA DRAWER – OUR OPENING ATTRACTION.



The Lista drawer is the centerpiece of Lista storage and workspace solutions. Lista drawers:

- Provide complete organization of tools, components or instrumentation, right at the point of use
- Maximize use of cubic capacity for improved space utilization
- Can be subdivided to create custom compartments
- Are designed for maximum stability, providing decades of functionality and ease of use

LISTA XPRESS STORAGE SOLUTIONS



Drawer Storage Cabinets
pages 4-13




Shelf Cabinets
pages 14-15



Mobile Cabinets
pages 16-18

LISTA XPRESS WORKSPACE SOLUTIONS



Modular Workstations
pages 19-21



Technical Furniture
pages 22-27



Industrial Workbenches
pages 28-33



Seating
page 26

LISTA STORAGE AND WORKSPACE SOLUTIONS

Storage Cabinets	34-36
Technician Series Toolboxes	37
Storage Wall® Systems	38-39
Align® Adjustable-Height Workstations ..	40-41
Overhead Cabinets	42
CNC Tool Storage	43



MANY APPLICATIONS. MANY SOLUTIONS.



Lista offers a variety of modular storage cabinets that perfectly suit a wide range of industries, environments and applications. Lista cabinets allow maximum use of cubic space for the highest density storage.



Stacked Lista cabinets provide for maximum flexibility in storage. Shelf cabinets can be ordered open, or with a variety of door styles to protect contents, while drawer storage cabinets offer storage for smaller items.



Lista cabinets can be combined with counter tops in a choice of materials for a practical, high density work area. When paired with Lista's overhead storage cabinets, items in a wide variety of sizes and shapes can be conveniently stored in close proximity.



Mobile cabinets afford the ultimate in flexibility and convenience. Almost any Lista drawer cabinet can be outfitted with casters to allow technicians to bring tools and parts directly to repair sites, increasing flexibility and efficiency.

Cabinet Features and Benefits

Durable, secure Lista Xpress cabinets are designed to provide years of safe, convenient storage and problem-free operation. Our cabinets:

- Provide the highest density storage, reducing the footprint needed for storage by as much as 50%
- Provide maximum weight-bearing capacity, organization and access
- Feature all the benefits of our unique, infinitely customizable drawer
- Offer the flexibility to adapt to your future requirements


- Can be stacked for even greater storage density in the same footprint
- Allow keyed-alike cabinet groupings to be created. Choose from individual removable core locks, keyed-alike and master key systems.

All Lista Xpress cabinets now available in your choice of our three most popular colors!

 Bright Blue  Classic Blue  Light Gray

Additional colors are available with our standard lead time.

 Beige  Black  Dark Gray  Green
 Red  Sand  White



Feature: Lockable cabinets

Benefit: Safety, security, reduced shrinkage

All cabinets come with individual lock and 2 keys or your choice of keyed-alike and master key systems.

Feature: Ergonomic handles

Benefit: Improved safety, appearance and ergonomics

When drawers are closed, handles are flush with housing so nothing protrudes. Drawer handles are full width, and are located at top of drawer.

Feature: Hinged label holders

Benefit: Easy labeling of drawer contents

Drawer handles are covered with clear hinged covers for display of drawer labels. Handles and label holders run full width of drawer front for fast, easy identification, retrieval and inventory control. Create customized labels with free Lista Script software.

Feature: 100% full extension drawers

Benefit: Easy access and full use of the furthest corners of storage

Continuous smooth extension even with a full load.

Feature: Drawer dividers with ability to add labeling

Benefit: Fast, accurate identification of compartment contents and easier inventory control

Angled tops allow easy identification of contents, and can accommodate Lista Script labels, as well as most bar code labels. Dividers can be fastened to drawer bottom for mobile applications.

Feature: PrevenTip® interlock system

Benefit: Added safety and security

Unique, patented drawer locking system ensures that when one drawer is extended, all other drawers are locked closed to prevent accidental tip-over.

Feature: Exclusive suspension system

Benefit: Durable, smooth, quiet operation

Lista's suspension system has been tested against the globally respected RAL-RG 614 standard. The drawers exceeded the required number of cycles at full load without diminished performance. See page 34 for more details.

Listaxpress counter and eye-level height cabinets (shown on pages 6-13) include:

- Fork truck base with front and rear covers
- All drawers are full extension with 440 lb. weight capacity
- Installed drawer dividing accessories

- Choice of individual, keyed-alike or master key locks
- Choice of Bright Blue, Classic Blue or Light Gray finish



- XSHS0900-0401-** ☒ ☐
- 40 1/4" W x 22 1/2" D x 41 3/4" H
 - 4 drawers
 - 24 drawer compartments
 - To complete order, include lock and color codes in part number



- XSHS0900-0501-** ☒ ☐
- 40 1/4" W x 22 1/2" D x 41 3/4" H
 - 5 drawers
 - 57 drawer compartments
 - To complete order, include lock and color codes in part number



- XSHS0900-0503-** ☒ ☐
- 40 1/4" W x 22 1/2" D x 41 3/4" H
 - 5 drawers
 - 51 drawer compartments
 - To complete order, include lock and color codes in part number



- XSHS0900-0604-** ☒ ☐
- 40 1/4" W x 22 1/2" D x 41 3/4" H
 - 6 drawers
 - 66 drawer compartments
 - To complete order, include lock and color codes in part number



- XSHS0900-0605-** ☒ ☐
- 40 1/4" W x 22 1/2" D x 41 3/4" H
 - 6 drawers
 - 72 drawer compartments
 - To complete order, include lock and color codes in part number



- XSHS0900-0702-** ☒ ☐
- 40 1/4" W x 22 1/2" D x 41 3/4" H
 - 7 drawers
 - 96 drawer compartments
 - To complete order, include lock and color codes in part number

To complete your order, fill in the boxes at the end of the part number.

☒ Select lock type

- NL** = none
RG = individual
KA = keyed-alike
MA = master

☐ Select finish color

- BB** =  Bright Blue
CB =  Classic Blue
LG =  Light Gray

EXAMPLE: to order an **XSHS0900-0401** cabinet with an individual lock and Bright Blue finish, the part number would be **XSHS0900-0401-RGBB**.

The same cabinet configurations can also be ordered in our other 7 standard colors at no additional charge. However, they will be shipped in our normal shipping lead time of 3-4 weeks from date of order.

☐ Colors for normal lead time shipping

- BE** =  Beige
BK =  Black
GR =  Dark Gray
GG =  Green

- NR** =  Red
SN =  Sand
FW =  White

Shallow Depth – 22 1/2" Deep



XSHS0900-0703- **NEW!**

- 40 1/4" W x 22 1/2" D x 41 3/4" H
- 7 drawers
- 156 drawer compartments
- To complete order, include lock and color codes in part number




XSHS0900-0709- **NEW!**

- 40 1/4" W x 22 1/2" D x 41 3/4" H
- 7 drawers
- 168 drawer compartments
- To complete order, include lock and color codes in part number



XSHS0900-0802-

- 40 1/4" W x 22 1/2" D x 41 3/4" H
- 8 drawers
- 117 drawer compartments
- To complete order, include lock and color codes in part number



XSHS0900-0805- **NEW!**

- 40 1/4" W x 22 1/2" D x 41 3/4" H
- 8 drawers
- 228 drawer compartments
- To complete order, include lock and color codes in part number



XSHS0900-0807- **NEW!**

- 40 1/4" W x 22 1/2" D x 41 3/4" H
- 8 drawers
- 144 drawer compartments
- To complete order, include lock and color codes in part number



XSHS0900-0901-

- 40 1/4" W x 22 1/2" D x 41 3/4" H
- 9 drawers
- 117 drawer compartments
- To complete order, include lock and color codes in part number



XSHS0900-0904- **NEW!**

- 40 1/4" W x 22 1/2" D x 41 3/4" H
- 9 drawers
- 204 drawer compartments
- To complete order, include lock and color codes in part number



XSHS0900-1002-

- 40 1/4" W x 22 1/2" D x 41 3/4" H
- 10 drawers
- 162 drawer compartments
- To complete order, include lock and color codes in part number



XSHS1BCT

- optional butcher block top for XSHS0900 cabinets
- 40 1/4" W x 22 1/2" D x 1 3/4" H



XSSC0900-0401-☐ ☐

- 28 1/4" W x 28 1/2" D x 41 3/4" H
- 4 drawers
- 26 drawer compartments
- To complete order, include lock and color codes in part number



XSSC0900-0403-☐ ☐

- 28 1/4" W x 28 1/2" D x 41 3/4" H
- 4 drawers
- 29 drawer compartments
- To complete order, include lock and color codes in part number



XSSC0900-0501-☐ ☐

- 28 1/4" W x 28 1/2" D x 41 3/4" H
- 5 drawers
- 61 drawer compartments
- To complete order, include lock and color codes in part number



XSSC0900-0503-☐ ☐ **NEW!**

- 28 1/4" W x 28 1/2" D x 41 3/4" H
- 5 drawers
- 54 drawer compartments
- To complete order, include lock and color codes in part number



XSSC0900-0604-☐ ☐

- 28 1/4" W x 28 1/2" D x 41 3/4" H
- 6 drawers
- 74 drawer compartments
- To complete order, include lock and color codes in part number



XSSC0900-0605-☐ ☐

- 28 1/4" W x 28 1/2" D x 41 3/4" H
- 6 drawers
- 72 drawer compartments
- To complete order, include lock and color codes in part number

To complete your order, fill in the boxes at the end of the part number.

Select lock type

- NL = none
- RG = individual
- KA = keyed-alike
- MA = master

Select finish color

- BB = ☐ Bright Blue
- CB = ☐ Classic Blue
- LG = ☐ Light Gray

EXAMPLE: to order an XSSC0900-0401 cabinet with an individual lock and Bright Blue finish, the part number would be XSSC0900-0401-RGBB.

The same cabinet configurations can also be ordered in our other 7 standard colors at no additional charge. However, they will be shipped in our normal shipping lead time of 3-4 weeks from date of order.

Colors for normal lead time shipping

- | | |
|---|-------------------------------------|
| BE = <input type="checkbox"/> Beige | NR = <input type="checkbox"/> Red |
| BK = <input type="checkbox"/> Black | SN = <input type="checkbox"/> Sand |
| GR = <input type="checkbox"/> Dark Gray | FW = <input type="checkbox"/> White |
| GG = <input type="checkbox"/> Green | |



Full Depth – 28 1/2" Deep



XSSC0900-0702-■ □

- 28 1/4" W x 28 1/2" D x 41 3/4" H
- 7 drawers
- 156 drawer compartments
- To complete order, include lock and color codes in part number



XSSC0900-0703-■ □

- 28 1/4" W x 28 1/2" D x 41 3/4" H
- 7 drawers
- 114 drawer compartments
- To complete order, include lock and color codes in part number



XSSC0900-0709-■ □ **NEW!**

- 28 1/4" W x 28 1/2" D x 41 3/4" H
- 7 drawers
- 136 drawer compartments
- To complete order, include lock and color codes in part number



XSSC0900-0802-■ □

- 28 1/4" W x 28 1/2" D x 41 3/4" H
- 8 drawers
- 124 drawer compartments
- To complete order, include lock and color codes in part number



XSSC0900-0805-■ □ **NEW!**

- 28 1/4" W x 28 1/2" D x 41 3/4" H
- 8 drawers
- 168 drawer compartments
- To complete order, include lock and color codes in part number



XSSC0900-0807-■ □ **NEW!**

- 28 1/4" W x 28 1/2" D x 41 3/4" H
- 8 drawers
- 168 drawer compartments
- To complete order, include lock and color codes in part number



XSSC0900-0901-■ □

- 28 1/4" W x 28 1/2" D x 41 3/4" H
- 9 drawers
- 154 drawer compartments
- To complete order, include lock and color codes in part number



XSSC0900-0904-■ □ **NEW!**

- 28 1/4" W x 28 1/2" D x 41 3/4" H
- 9 drawers
- 180 drawer compartments
- To complete order, include lock and color codes in part number



XSSC0900-1002-■ □


- 28 1/4" W x 28 1/2" D x 41 3/4" H
- 10 drawers
- 210 drawer compartments
- To complete order, include lock and color codes in part number




XSSC1BCT

- optional butcher block top for XSSC0900 cabinets
- 28 1/4" W x 28 1/2" D x 1 3/4" H


STORAGE SOLUTIONS Eye-Level Height Cabinets




- XSHS1350-0608-** ☐ ☐
- 40 1/4" W x 22 1/2" D x 59 1/2" H
 - 6 drawers
 - 42 drawer compartments
 - To complete order, include lock and color codes in part number




- XSHS1350-0702-** ☐ ☐
- 40 1/4" W x 22 1/2" D x 59 1/2" H
 - 7 drawers
 - 66 drawer compartments
 - To complete order, include lock and color codes in part number




- XSHS1350-0801-** ☐ ☐ **NEW!**
- 40 1/4" W x 22 1/2" D x 59 1/2" H
 - 8 drawers
 - 126 drawer compartments
 - To complete order, include lock and color codes in part number




- XSHS1350-0803-** ☐ ☐
- 40 1/4" W x 22 1/2" D x 59 1/2" H
 - 8 drawers
 - 84 drawer compartments
 - To complete order, include lock and color codes in part number




- XSHS1350-0902-** ☐ ☐
- 40 1/4" W x 22 1/2" D x 59 1/2" H
 - 9 drawers
 - 105 drawer compartments
 - To complete order, include lock and color codes in part number



- XSHS1350-0903-** ☐ ☐
- 40 1/4" W x 22 1/2" D x 59 1/2" H
 - 9 drawers
 - 120 drawer compartments
 - To complete order, include lock and color codes in part number



- XSHS1350-1002-** ☐ ☐
- 40 1/4" W x 22 1/2" D x 59 1/2" H
 - 10 drawers
 - 159 drawer compartments
 - To complete order, include lock and color codes in part number



- XSHS1350-1017-** ☐ ☐ **NEW!**
- 40 1/4" W x 22 1/2" D x 59 1/2" H
 - 10 drawers
 - 177 drawer compartments
 - To complete order, include lock and color codes in part number

To complete your order, fill in the boxes at the end of the part number.

Select lock type


- NL** = none
RG = individual
KA = keyed-alike
MA = master

Select finish color


- BB** = Bright Blue
CB = Classic Blue
LG = Light Gray

EXAMPLE: to order an **XSHS1350-0903** cabinet with an individual lock and Bright Blue finish, the part number would be **XSHS1350-0903-RGBB**.


Shallow Depth – 22 1/2" Deep




- XSHS1350-1103-** ☐
- 40 1/4" W x 22 1/2" D x 59 1/2" H
 - 11 drawers
 - 162 drawer compartments
 - To complete order, include lock and color codes in part number




- XSHS1350-1201-** ☐
- 40 1/4" W x 22 1/2" D x 59 1/2" H
 - 12 drawers
 - 174 drawer compartments
 - To complete order, include lock and color codes in part number




- XSHS1350-1233-** ☐ **NEW!**
- 40 1/4" W x 22 1/2" D x 59 1/2" H
 - 12 drawers
 - 204 drawer compartments
 - To complete order, include lock and color codes in part number




- XSHS1350-1234-** ☐
- 40 1/4" W x 22 1/2" D x 59 1/2" H
 - 12 drawers
 - 177 drawer compartments
 - To complete order, include lock and color codes in part number




- XSHS1350-1320-** ☐ **NEW!**
- 40 1/4" W x 22 1/2" D x 59 1/2" H
 - 13 drawers
 - 312 drawer compartments
 - To complete order, include lock and color codes in part number



- XSHS1350-1417-** ☐
- 40 1/4" W x 22 1/2" D x 59 1/2" H
 - 14 drawers
 - 222 drawer compartments
 - To complete order, include lock and color codes in part number



- XSHS1350-1502-** ☐
- 40 1/4" W x 22 1/2" D x 59 1/2" H
 - 15 drawers
 - 243 drawer compartments
 - To complete order, include lock and color codes in part number



- XSHS1350-1601-** ☐
- 40 1/4" W x 22 1/2" D x 59 1/2" H
 - 16 drawers
 - 270 drawer compartments
 - To complete order, include lock and color codes in part number


The same cabinet configurations can also be ordered in our other 7 standard colors at no additional charge. However, they will be shipped in our normal shipping lead time of 3-4 weeks from date of order.

☐ Colors for normal lead time shipping

BE = Beige
BK = Black
GR = Dark Gray
GG = Green


NR = Red
SN = Sand
FW = White

STORAGE SOLUTIONS Eye-Level Height Cabinets




XSSC1350-0608-☐

- 28 1/4" W x 28 1/2" D x 59 1/2" H
- 6 drawers
- 37 drawer compartments
- To complete order, include lock and color codes in part number




XSSC1350-0702-☐

- 28 1/4" W x 28 1/2" D x 59 1/2" H
- 7 drawers
- 62 drawer compartments
- To complete order, include lock and color codes in part number




XSSC1350-0801-☐

- 28 1/4" W x 28 1/2" D x 59 1/2" H
- 8 drawers
- 95 drawer compartments
- To complete order, include lock and color codes in part number




XSSC1350-0803-☐

- 28 1/4" W x 28 1/2" D x 59 1/2" H
- 8 drawers
- 88 drawer compartments
- To complete order, include lock and color codes in part number




XSSC1350-0902-☐

- 28 1/4" W x 28 1/2" D x 59 1/2" H
- 9 drawers
- 111 drawer compartments
- To complete order, include lock and color codes in part number




XSSC1350-0903-☐

- 28 1/4" W x 28 1/2" D x 59 1/2" H
- 9 drawers
- 124 drawer compartments
- To complete order, include lock and color codes in part number



XSSC1350-1002-☐

- 28 1/4" W x 28 1/2" D x 59 1/2" H
- 10 drawers
- 161 drawer compartments
- To complete order, include lock and color codes in part number



XSSC1350-1017-☐

NEW!

- 28 1/4" W x 28 1/2" D x 59 1/2" H
- 10 drawers
- 206 drawer compartments
- To complete order, include lock and color codes in part number

To complete your order, fill in the boxes at the end of the part number.

Select lock type


- NL = none
- RG = individual
- KA = keyed-alike
- MA = master

Select finish color

- BB = Bright Blue
- CB = Classic Blue
- LG = Light Gray


EXAMPLE: to order an XSSC1350-1234 cabinet with an individual lock and Bright Blue finish, the part number would be XSSC1350-1234-**RG**BB.

Full Depth – 28 1/2" Deep



XSSC1350-1103-■□


- 28 1/4" W x 28 1/2" D x 59 1/2" H
- 11 drawers
- 172 drawer compartments
- To complete order, include lock and color codes in part number



XSSC1350-1201-■□

NEW!


- 28 1/4" W x 28 1/2" D x 59 1/2" H
- 12 drawers
- 245 drawer compartments
- To complete order, include lock and color codes in part number



XSSC1350-1233-■□


NEW!

- 28 1/4" W x 28 1/2" D x 59 1/2" H
- 12 drawers
- 264 drawer compartments
- To complete order, include lock and color codes in part number



XSSC1350-1234-■□

- 28 1/4" W x 28 1/2" D x 59 1/2" H
- 12 drawers
- 210 drawer compartments
- To complete order, include lock and color codes in part number



XSSC1350-1320-■□


NEW!

- 28 1/4" W x 28 1/2" D x 59 1/2" H
- 13 drawers
- 273 drawer compartments
- To complete order, include lock and color codes in part number



XSSC1350-1417-■□

- 28 1/4" W x 28 1/2" D x 59 1/2" H
- 14 drawers
- 282 drawer compartments
- To complete order, include lock and color codes in part number



XSSC1350-1502-■□

- 28 1/4" W x 28 1/2" D x 59 1/2" H
- 15 drawers
- 300 drawer compartments
- To complete order, include lock and color codes in part number



XSSC1350-1601-■□

- 28 1/4" W x 28 1/2" D x 59 1/2" H
- 16 drawers
- 296 drawer compartments
- To complete order, include lock and color codes in part number

The same cabinet configurations can also be ordered in our other 7 standard colors at no additional charge. However, they will be shipped in our normal shipping lead time of 3-4 weeks from date of order.

□ Colors for normal lead time shipping

BE = ■ Beige
BK = ■ Black
GR = ■ Dark Gray
GG = ■ Green

NR = ■ Red
SN = ■ Sand
FW = ■ White

Lista Xpress shelf cabinets, either with or without a lockable sliding door, are an efficient means for storing bulky items that don't lend themselves to drawer storage.

- Choice of Bright Blue, Classic Blue or Light Gray finish
- Open shelf cabinet's interior and shelves match housing color. Sliding door cabinet's interior matches housing color, and shelves are painted gray.



Feature: Store large and small items together

Benefit: Greater productivity and efficiency

Store large, bulky items on shelves and smaller items in drawers.

Feature: Choice of open or locking shelf cabinets

Benefit: Appropriate level of security

Most shelf cabinet sizes are available with either open shelving or lockable sliding doors.

Feature: Open shelf cabinets without bases

Benefit: Easier stacking

Open shelf cabinets come without a base for ease of stacking.

Feature: Complementary footprints

Benefit: Complete modularity

Stack SC shelf cabinet on SC drawer cabinets, HS shelf cabinets on HS drawer cabinets, or DW shelf cabinets on pairs of SC drawer cabinets.



Shelf cabinets (either open or with sliding doors) stacked on drawer cabinets enable users to store large bulky items above small parts and components.

To complete your order, fill in the boxes at the end of the part number.

☒ Select lock type

NL = none
RG = individual
KA = keyed-alike
MA = master

☐ Select finish color

BB = Bright Blue
CB = Classic Blue
LG = Light Gray

EXAMPLE: to order an XSHSSD0900 cabinet with an individual lock and Bright Blue finish, the part number would be XSHSSD0900-RGBB.

The same shelf cabinet configurations can also be ordered in our other 7 standard colors at no additional charge. However, they will be shipped in our normal shipping lead time of 3-4 weeks from date of order.

☐ Colors for normal lead time shipping

BE = Beige
BK = Black
GR = Dark Gray
GG = Green

NR = Red
SN = Sand
FW = White



XSSC0750-TSC-□ **NEW!**

- 28 1/4" W x 28 1/2" D x 33 1/2" H
- No base
- 1 adjustable, 1 bottom shelf
- To complete order, include color code in part number




XSSC2BCT

- optional butcher block top for XSDWSD0900 cabinet
- 56 1/2" W x 28 1/2" D x 1 3/4" H

XSHS1BCT

- optional butcher block top for XSHSSD0900 and XSHS0750-TSC cabinets
- 40 1/4" W x 22 1/2" D x 1 3/4" H



XSDW0750-TSC-□

- 56 1/2" W x 28 1/2" D x 33 1/2" H
- No base
- 1 adjustable, 1 bottom shelf
- To complete order, include color code in part number.



XSHS0750-TSC-□

- 40 1/4" W x 22 1/2" D x 33 1/2" H
- No base
- 1 adjustable, 1 bottom shelf
- To complete order, include color code in part number



XSDWSD0900-□

- 56 1/2" W x 28 1/2" D x 41 3/4" H
- Sliding doors
- Fork truck base
- 1 adjustable, 1 bottom shelf
- To complete order, include lock and color codes in part number



XSHSSD0900-□

- 40 1/4" W x 22 1/2" D x 41 3/4" H
- Sliding doors
- Fork truck base
- 2 adjustable, 1 bottom shelf
- To complete order, include lock and color codes in part number



NEW!

XSDWSD1350-□

- 56 1/2" W x 28 1/2" D x 59 1/2" H
- Sliding doors
- Fork truck base
- 3 adjustable, 1 bottom shelf
- To complete order, include lock and color codes in part number



XSHSSD1350-□ **NEW!**

- 40 1/4" W x 22 1/2" D x 59 1/2" H
- Sliding doors
- Fork truck base
- 3 adjustable, 1 bottom shelf
- To complete order, include lock and color codes in part number

When you need storage plus mobility, Lista Xpress mobile cabinets provide safe and secure storage and transport for parts and tools.

All Lista Xpress mobile cabinets now available in your choice of our three most popular colors!

 Bright Blue  Classic Blue  Light Gray

Additional colors are available with our standard lead time.

 Beige  Black  Dark Gray  Green
 Red  Sand  White

- Includes mobile base with 2 fixed and 2 swivel 6" x 2" casters with wheel locks, and handle(s)
- PrevenTip® locking system – one-drawer-at-a-time feature prevents accidental tipping
- Each drawer includes individual drawer latch to secure it in closed position for safety when moving
- Create keyed-alike cabinet groupings. Choose from individual removable core locks, keyed-alike and master key systems.



XSMP0600-0501M-  

- 22 3/16" W x 28 1/2" D x 35 1/2" H
- 5 drawers
- 49 drawer compartments
- Full extension drawers with a 165 lb. weight capacity
- Includes retainer top with mat
- To complete order, include lock and color codes in part number



XSMP0600-0402M-  

- 22 3/16" W x 28 1/2" D x 35 1/2" H
- 4 drawers
- All drawers include mesh liners
- Full extension drawers with a 165 lb. weight capacity
- Includes retainer top with mat
- To complete order, include lock and color codes in part number



XSMP0750-0601M-  


- 22 3/16" W x 28 1/2" D x 41 1/2" H
- 6 drawers
- 70 drawer compartments
- Full extension drawers with a 165 lb. weight capacity
- Includes retainer top with mat
- To complete order, include lock and color codes in part number



XSMP0750-0505M-  

- 22 3/16" W x 28 1/2" D x 41 1/2" H
- 5 drawers
- All drawers include mesh liners
- Full extension drawers with a 165 lb. weight capacity
- Includes retainer top with mat
- To complete order, include lock and color codes in part number

To complete your order, fill in the boxes at the end of the part number.

 Select lock type


NL = none
RG = individual
KA = keyed-alike
MA = master

 Select finish color

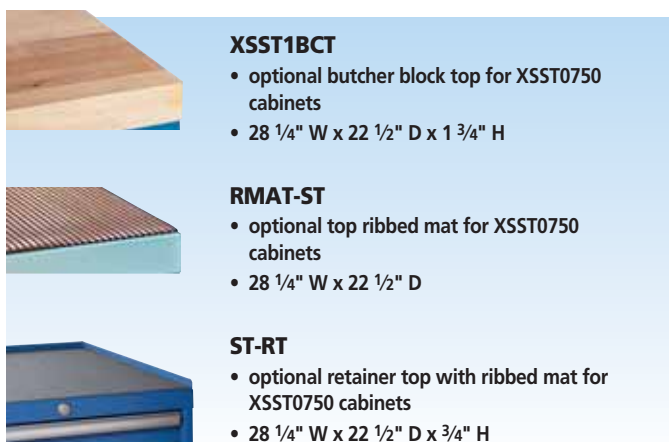
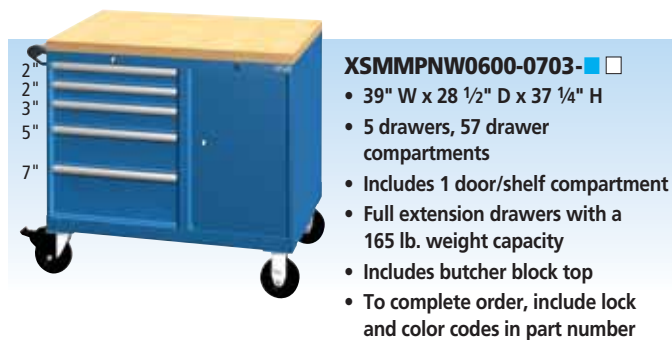
BB =  Bright Blue
CB =  Classic Blue
LG =  Light Gray

EXAMPLE: to order an **XSMP0600-0603** cabinet with keyed-alike locks and Bright Blue finish, the part number would be **XSMP0600-0603-KABB**.

The same mobile cabinet configurations can also be ordered in our other 7 standard colors at no additional charge. However, they will be shipped in our normal shipping lead time of 3-4 weeks from date of order.

 Colors for normal lead time shipping

BE =  Beige **NR** =  Red
BK =  Black **SN** =  Sand
GR =  Dark Gray **FW** =  White
GG =  Green





- XSHS0750-0505M-■□**
- 40 1/4" W x 22 1/2" D x 41 1/2" H
 - 5 drawers
 - 63 drawer compartments
 - Full extension drawers with a 440 lb. weight capacity
 - To complete order, include lock and color codes in part number



- XSHS0750-0602M-■□**
- 40 1/4" W x 22 1/2" D x 41 1/2" H
 - 6 drawers
 - 84 drawer compartments
 - Full extension drawers with a 440 lb. weight capacity
 - To complete order, include lock and color codes in part number



- XSHS0750-0701M-■□**
- 40 1/4" W x 22 1/2" D x 41 1/2" H
 - 7 drawers
 - 94 drawer compartments
 - Full extension drawers with a 440 lb. weight capacity
 - To complete order, include lock and color codes in part number



- XSHS0750-0801M-■□**
- 40 1/4" W x 22 1/2" D x 41 1/2" H
 - 8 drawers
 - 129 drawer compartments
 - Full extension drawers with a 440 lb. weight capacity
 - To complete order, include lock and color codes in part number



- XSHS0900-0603M-■□ NEW!**
- 40 1/4" W x 22 1/2" D x 47 3/8" H
 - 6 drawers
 - All drawers include mesh liners
 - Full extension drawers with a 440 lb. weight capacity
 - To complete order, include lock and color codes in part number



- XSHS0900-0704M-■□ NEW!**
- 40 1/4" W x 22 1/2" D x 47 3/8" H
 - 7 drawers
 - All drawers include mesh liners
 - Full extension drawers with a 440 lb. weight capacity
 - To complete order, include lock and color codes in part number




- XSHS0900-0809M-■□ NEW!**
- 40 1/4" W x 22 1/2" D x 47 3/8" H
 - 8 drawers
 - All drawers include mesh liners
 - Full extension drawers with a 440 lb. weight capacity
 - To complete order, include lock and color codes in part number



- XSHS0900-0903M-■□ NEW!**
- 40 1/4" W x 22 1/2" D x 47 3/8" H
 - 9 drawers
 - All drawers include mesh liners
 - Full extension drawers with a 440 lb. weight capacity
 - To complete order, include lock and color codes in part number



- XSHS1BCT**
- optional butcher block top for XSHS0750 and XSHS0900 cabinets
 - 40 1/4" W x 22 1/2" D x 1 3/4" H



- RMAT-HS**
- optional top ribbed mat for XSHS0750 and XSHS0900 cabinets
 - 40 1/4" W x 22 1/2" D



- HS-RT**
- optional retainer top with ribbed mat for XSHS0750 and XSHS0900 cabinets
 - 40 1/4" W x 22 1/2" D x 3/4" H

WORKSPACE SOLUTIONS

Modular Workstations

VERSATILE, CONFIGURABLE SOLUTIONS STREAMLINE WORKFLOW.



Arlink® Modular Workstations allow the use of a wide family of components and accessories, expanding the utility and flexibility of your investment.



Arlink Modular Workstations can use both sides of the supporting columns to form a wide variety of arrangements. Workstations can be arranged back-to-back for even greater flexibility.



Arlink Modular Workstations are easily repositioned into different configurations as your needs and workflow change and evolve. The ability to easily add a mobile base means even greater flexibility for quick configuration changes.




Arlink system accessories can be quickly and easily moved to accommodate changing needs without the needs for tools.

MODULAR WORKSTATIONS

Durable, modular and fully-integrated systems for productive workspace. Arlink® workstations:

- Offer the exact workspace solution for your specific work demands
- Can be reconfigured for multiple functions and changes in your workflow
- Are a cost-effective solution for all of your assembly, repair and light manufacturing workstation needs
- Share many of the same components and accessories, expanding their usability and reducing your cost of ownership

All Lista Xpress Arlink modular workstation models are available in either plastic laminate or static dissipative laminate worksurfaces.



Lista Xpress Arlink modular workstations are available in Light Gray powder coat finish only.

 Light Gray

Lista Xpress Arlink modular workstations are shipped FOB Burlington, Ontario, Canada.



Feature: Unique column design

Benefit: Maximum modularity

A sturdy, flexible backbone for evolving needs.

Feature: Easy, tool-free reconfiguration

Benefit: Fast, stress-free change-overs

The industry's fastest and simplest set up.

Feature: Completely customizable

Benefit: Configured to exactly suit your needs

Customizable for a range of uses at a lower cost than other workstations.

Feature: Ergonomic design

Benefit: Improved worker comfort, higher productivity

Ergonomic design eliminates wasted motion and minimizes fatigue and strain.

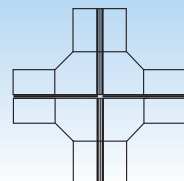
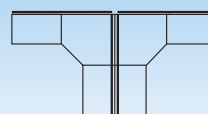
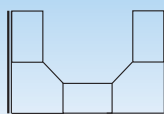
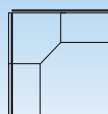
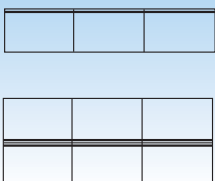
Feature: Exact positioning of accessories

Benefit: Greater productivity and efficiency

Accessories attach via the unique Definite Positioning System® (DPS).

NUMEROUS POSSIBLE CONFIGURATIONS

Configure your workstations to suit your needs today, and as future needs evolve. Choose from a wide range of accessories that can be added to your Lista Xpress Arlink modular workstations.



- Arlink 8000 workstations are available through the Lista Xpress program in both starter and adder configurations.
- Select from single- or double-sided starters, adders, or corners in all standard module widths and heights. You may also choose either 28"- or 30"- deep worksurfaces in either plastic laminate or static dissipative laminate. Xpress modules include all accessories shown in the charts to the right.

Follow the 6 steps below for starter module and repeat for each adder module.

1. Select module configuration

- XSA-SS** = single-sided starter
- XSA-SA** = single-sided adder
- XSA-SC** = single-sided corner adder
- XSA-DS** = double-sided starter
- XSA-DA** = double-sided adder
- XSA-DC** = double-sided corner adder

2. Select module length*

- 36** = 36" long
- 48** = 48" long
- 60** = 60" long
- 72** = 72" long
- *corner adders 36" long only

3. Select module height

- 72** = 72" high
- 84** = 84" high

4. Select worksurface depth

- 28** = 28" deep
- 30** = 30" deep

5. Select worksurface material

- SL** = plastic laminate (light gray)
- SD** = static dissipative plastic laminate (light gray)

6. Select finish color

- LG** = Light Gray

7. Select trim color

- LG** = Light Gray
- BB** = Bright Blue
- CB** = Classic Blue

EXAMPLE: to order a starter single-sided workstation module that is 60" long, 84" high and 30" deep with a plastic laminate worksurface and Bright Blue trim, the part number would be **XSA-SS608430SLGBB**.

To order an adder single-sided workstation module that is 48" long, 84" high and 30" deep with a plastic laminate worksurface and Bright Blue trim, the part number would be **XSA-SA488430SLGBB**.

To order an adder single-sided corner module that is 84" high and 30" deep with a plastic laminate worksurface and Bright Blue trim, the part number would be **XSA-SC368430SLGBB**. (When ordering an "L" shaped configuration, 2 starters must be used with a corner adder.)



XSA-SS Single-Sided Starter

- Includes:
- 1 starter assembly
 - 1 footrest
 - 2 outriggers
 - 1 worksurface assembly
 - 1 single-sided power beam (15 amp) with light switch
 - 1 open wire shelf, 12" depth
 - 1 two-bulb light with parabolic insert



XSA-SA Single-Sided Adder

- Includes:
- 1 adder assembly
 - 1 footrest
 - 1 outrigger
 - 1 worksurface assembly
 - 1 single-sided power beam (15 amp) with light switch
 - 1 open wire shelf, 12" depth
 - 1 two-bulb light with parabolic insert



XSA-SC Single-Sided Corner Adder

- Includes:
- 1 adder assembly, 36"
 - 1 outrigger
 - 1 corner worksurface assembly
 - 1 single-sided power beam (15 amp) with light switch
 - 1 open wire shelf, 12" depth
 - 1 two-bulb light with parabolic insert




XSA-DS Double-Sided Starter

- Includes:
- 1 starter assembly
 - 2 footrests
 - 4 outriggers
 - 2 worksurface assemblies
 - 1 double-sided power beam (15 amp) with light switches
 - 2 open wire shelves, 12" depth
 - 2 two-bulb lights with parabolic inserts



XSA-DA Double-Sided Adder

- Includes:
- 1 adder assembly
 - 2 footrests
 - 2 outriggers
 - 2 worksurface assemblies
 - 1 double-sided power beam (15 amp) with light switches
 - 2 open wire shelves, 12" depth
 - 2 two-bulb lights with parabolic inserts



XSA-DC Double-Sided Corner Adder

- Includes:
- 1 adder assembly, 36"
 - 2 outriggers
 - 2 corner worksurface assemblies
 - 1 double-sided power beam (15 amp) with light switches
 - 2 open wire shelves, 12" depth
 - 2 two-bulb lights with parabolic inserts

FLEXIBLE. CUSTOMIZABLE. DURABLE.



Lista technical furniture offers a rich array of customizable features to suit any environment that requires a lighter duty workstation and/or access to electrical power. And they look good doing it.



Lista electronic workstations can be paired with the Nexus accessory system and mobile cabinets to suit a variety of technical applications.



Lista technical furniture is perfect for large work areas, including classrooms.



An alternative to a drawer cabinet pedestal is a hanging cabinet, offering drawer storage off the floor.

Features and Benefits

Lista Xpress technical furniture is designed to deliver durability, versatility and productivity. Our workstations:

- Are constructed from the highest quality materials – sturdy, secure and built to last
- Are available with a range of cabinet pedestals, hanging cabinets and/or legs for support and storage
- Feature cabinet pedestals with drawers that are subdivided to create custom compartments for maximum organization of tools, components and instrumentation
- Allow you to build up from the worksurface with a choice of riser shelves, or add accessories with the Nexus Accessory System

All technical bench models now available in either plastic laminate, butcher block or static dissipative plastic laminate worksurfaces and your choice of our three most popular colors!

- Bright Blue
- Classic Blue
- Light Gray



Additional colors are available with our standard lead time.

- | | | | |
|-------|-------|-----------|-------|
| Beige | Black | Dark Gray | Green |
| Red | Sand | White | |



Feature: Wide selection of above-worksurface accessories

Benefit: Greater productivity and efficiency
Create task-specific configurations.

Feature: Electrical power supply

Benefit: Easy access to electricity
Multiple outlets available on instrument risers and Nexus Accessory System kits.

Feature: Choice of worksurfaces

Benefit: Surface always appropriate to application
Durable worksurfaces come in 60" and 72" lengths, in a choice of plastic laminate, static dissipative or butcher block.

Feature: Ergonomic handles

Benefit: Improves safety, appearance and ergonomics
When drawers are closed, handles are flush with housing so nothing protrudes. Drawer handles are located at top of drawer.

Feature: Customizable drawer compartments

Benefit: Better organization, faster retrieval
All drawers in pedestal cabinets are provided with partitioned compartments.

Feature: Choice of pedestal and leg supports

Benefit: Customized to your needs
Variety of workbench support options.

Feature: Leveling glides

Benefit: Stable workstation, even on uneven floors
Two inch square tubular panel legs include glides with 1" of adjustment.

TECHNICAL FURNITURE



Lista Xpress pre-configured technical workstation bases offer the utmost in versatility, aesthetically pleasing design and productivity.

- Choice of bullnose butcher block, gray plastic laminate, or gray static dissipative plastic laminate worksurface (see page 27 for details)
- 35 1/4" worksurface height
- Choice of 3 colors

To add above-worksurface accessory kits to these bench bases, see page 26.

For information on cabinet pedestals and work-surfaces, see page 27.

To complete your order, fill in the boxes at the end of the part number.

☒ Select lock type

NL = none
RG = individual
KA = keyed-alike
MA = master

☐ Select finish color

BB = Bright Blue
CB = Classic Blue
LG = Light Gray

EXAMPLE: to order an **XSTB40-60BT** workstation with keyed-alike locks and Bright Blue finish, the part number would be **XSTB40-60BT-KABB**.

The same technical furniture can also be ordered in our other 7 standard colors at no additional charge. However, they will be shipped in our normal shipping lead time of 3-4 weeks from date of order.

☐ Colors for normal lead time shipping

BE = Beige
BK = Black
GR = Dark Gray
GG = Green

NR = Red
SN = Sand
FW = White



Includes:

- (2) technical legs
- Bullnose worksurface
- Worksurface support rails

WORKSURFACE	60" x 30"	72" x 30"
Butcher block	XSAP10-60BT- <input type="checkbox"/>	XSAP12-72BT- <input type="checkbox"/>
Plastic laminate	XSAP11-60PT- <input type="checkbox"/>	XSAP13-72PT- <input type="checkbox"/>
Static diss. laminate	XSAP14-60SD- <input type="checkbox"/>	XSAP15-72SD- <input type="checkbox"/>

To complete order, include color code in part number




Includes:

- (2) technical legs
- (1) 5 3/4" hanging 1-drawer cabinet
- Bullnose worksurface
- Worksurface support rails

NEW!

WORKSURFACE	60" x 30"	72" x 30"
Butcher block	XSAP20-60BT- <input type="checkbox"/>	XSAP22-72BT- <input type="checkbox"/>
Plastic laminate	XSAP21-60PT- <input type="checkbox"/>	XSAP23-72PT- <input type="checkbox"/>
Static diss. laminate	XSAP24-60SD- <input type="checkbox"/>	XSAP25-72SD- <input type="checkbox"/>

To complete order, include lock and color codes in part number




Includes:

- (2) technical panel legs
- Stringer
- Bullnose worksurface
- Worksurface support rails
- Back stop

WORKSURFACE	60" x 30"	72" x 30"
Butcher block	XSTB10-60BT- <input type="checkbox"/>	XSTB12-72BT- <input type="checkbox"/>
Plastic laminate	XSTB11-60PT- <input type="checkbox"/>	XSTB13-72PT- <input type="checkbox"/>
Static diss. laminate	XSTB14-60SD- <input type="checkbox"/>	XSTB15-72SD- <input type="checkbox"/>

To complete order, include color code in part number




Includes:

- (2) technical panel legs
- Stringer
- (1) 5 3/4" hanging 1-drawer cabinet
- Bullnose worksurface
- Worksurface support rails
- Back stop

NEW!

WORKSURFACE	60" x 30"	72" x 30"
Butcher block	XSTB100-60BT- <input type="checkbox"/>	XSTB102-72BT- <input type="checkbox"/>
Plastic laminate	XSTB101-60PT- <input type="checkbox"/>	XSTB103-72PT- <input type="checkbox"/>
Static diss. laminate	XSTB104-60SD- <input type="checkbox"/>	XSTB105-72SD- <input type="checkbox"/>

To complete order, include lock and color codes in part number




Includes:

- (1) technical panel leg
- (1) XSNW0600-0301 cabinet pedestal
- Stringer
- Bullnose worksurface
- Worksurface support rails
- Back stop

WORKSURFACE	60" x 30"	72" x 30"
Butcher block	XSTB20-60BT- <input type="checkbox"/>	XSTB22-72BT- <input type="checkbox"/>
Plastic laminate	XSTB21-60PT- <input type="checkbox"/>	XSTB23-72PT- <input type="checkbox"/>
Static diss. laminate	XSTB24-60SD- <input type="checkbox"/>	XSTB25-72SD- <input type="checkbox"/>

To complete order, include lock and color codes in part number




Includes:

- (1) technical panel leg
- (1) XSNW0600-0402 cabinet pedestal
- Stringer
- Bullnose worksurface
- Worksurface support rails
- Back stop

WORKSURFACE	60" x 30"	72" x 30"
Butcher block	XSTB30-60BT- <input type="checkbox"/>	XSTB32-72BT- <input type="checkbox"/>
Plastic laminate	XSTB31-60PT- <input type="checkbox"/>	XSTB33-72PT- <input type="checkbox"/>
Static diss. laminate	XSTB34-60SD- <input type="checkbox"/>	XSTB35-72SD- <input type="checkbox"/>

To complete order, include lock and color codes in part number

Technical Workstations




- Includes:**
- (1) technical panel leg
 - (1) XSNW0600-0501 cab. pedestal
 - Stringer
 - Bullnose worksurface
 - Worksurface support rails
 - Back stop

NEW!

WORKSURFACE	60" x 30"	72" x 30"
Butcher block	XSTB70-60BT- <input type="checkbox"/>	XSTB72-72BT- <input type="checkbox"/>
Plastic laminate	XSTB71-60PT- <input type="checkbox"/>	XSTB73-72PT- <input type="checkbox"/>
Static diss. laminate	XSTB74-60SD- <input type="checkbox"/>	XSTB75-72SD- <input type="checkbox"/>

To complete order, include lock and color codes in part number



- Includes:**
- (1) technical panel leg
 - (1) XSNW0600-0202 cab. pedestal
 - Stringer
 - Bullnose worksurface
 - Worksurface support rails
 - Back stop

NEW!

WORKSURFACE	60" x 30"	72" x 30"
Butcher block	XSTB80-60BT- <input type="checkbox"/>	XSTB82-72BT- <input type="checkbox"/>
Plastic laminate	XSTB81-60PT- <input type="checkbox"/>	XSTB83-72PT- <input type="checkbox"/>
Static diss. laminate	XSTB84-60SD- <input type="checkbox"/>	XSTB85-72SD- <input type="checkbox"/>

To complete order, include lock and color codes in part number




- Includes:**
- (1) XSNW0600-0202 cab. pedestal
 - (1) XSNW0600-0501 cab. pedestal
 - Stringer
 - Bullnose worksurface
 - Back stop

NEW!

WORKSURFACE	60" x 30"	72" x 30"
Butcher block	XSTB90-60BT- <input type="checkbox"/>	XSTB92-72BT- <input type="checkbox"/>
Plastic laminate	XSTB91-60PT- <input type="checkbox"/>	XSTB93-72PT- <input type="checkbox"/>
Static diss. laminate	XSTB94-60SD- <input type="checkbox"/>	XSTB95-72SD- <input type="checkbox"/>

To complete order, include lock and color codes in part number



- Includes:**
- (1) XSNW0600-0402 cab. pedestal
 - (1) XSNW0600-0501 cab. pedestal
 - Stringer
 - Bullnose worksurface
 - Back stop

NEW!

WORKSURFACE	60" x 30"	72" x 30"
Butcher block	XSTB110-60BT- <input type="checkbox"/>	XSTB112-72BT- <input type="checkbox"/>
Plastic laminate	XSTB111-60PT- <input type="checkbox"/>	XSTB113-72PT- <input type="checkbox"/>
Static diss. laminate	XSTB114-60SD- <input type="checkbox"/>	XSTB115-72SD- <input type="checkbox"/>

To complete order, include lock and color codes in part number



- Includes:**
- (1) XSNW0600-0301 cab. pedestal
 - (1) XSNW0600-0501 cab. pedestal
 - Stringer
 - Bullnose worksurface
 - Back stop

NEW!

WORKSURFACE	60" x 30"	72" x 30"
Butcher block	XSTB120-60BT- <input type="checkbox"/>	XSTB122-72BT- <input type="checkbox"/>
Plastic laminate	XSTB121-60PT- <input type="checkbox"/>	XSTB123-72PT- <input type="checkbox"/>
Static diss. laminate	XSTB124-60SD- <input type="checkbox"/>	XSTB125-72SD- <input type="checkbox"/>

To complete order, include lock and color codes in part number



- Includes:**
- (1) XSNW0600-0402 cab. pedestal
 - (1) XSNW0600-0301 cab. pedestal
 - Stringer
 - Bullnose worksurface
 - Back stop

WORKSURFACE	60" x 30"	72" x 30"
Butcher block	XSTB40-60BT- <input type="checkbox"/>	XSTB42-72BT- <input type="checkbox"/>
Plastic laminate	XSTB41-60PT- <input type="checkbox"/>	XSTB43-72PT- <input type="checkbox"/>
Static diss. laminate	XSTB44-60SD- <input type="checkbox"/>	XSTB45-72SD- <input type="checkbox"/>


To complete order, include lock and color codes in part number



- Includes:**
- (2) XSNW0600-0301 cabinet pedestals
 - Stringer
 - Bullnose worksurface
 - Back stop

WORKSURFACE	60" x 30"	72" x 30"
Butcher block	XSTB50-60BT- <input type="checkbox"/>	XSTB52-72BT- <input type="checkbox"/>
Plastic laminate	XSTB51-60PT- <input type="checkbox"/>	XSTB53-72PT- <input type="checkbox"/>
Static diss. laminate	XSTB54-60SD- <input type="checkbox"/>	XSTB55-72SD- <input type="checkbox"/>

To complete order, include lock and color codes in part number



- Includes:**
- (2) XSNW0600-0402 cabinet pedestals
 - Stringer
 - Bullnose worksurface
 - Back stop

WORKSURFACE	60" x 30"	72" x 30"
Butcher block	XSTB60-60BT- <input type="checkbox"/>	XSTB62-72BT- <input type="checkbox"/>
Plastic laminate	XSTB61-60PT- <input type="checkbox"/>	XSTB63-72PT- <input type="checkbox"/>
Static diss. laminate	XSTB64-60SD- <input type="checkbox"/>	XSTB65-72SD- <input type="checkbox"/>

To complete order, include lock and color codes in part number

TECHNICAL FURNITURE Shelves & Seating




Our versatile Lista Xpress technical workstations (see pages 24-25) can be ordered with a variety of accessories to suit your application or work environment.

- Choose the accessories that best meet your needs, matching length, finish color, and shelf material with your workstation selection from pages 24-25.

NEW! Technical workstation accessories now available in choice of three colors and either gray plastic laminate, butcher block or gray static dissipative plastic laminate* shelf!

*Static dissipative shelf includes grounding bolt and grounding cord



INSTRUMENT RISER **NEW!** SHELF KIT

Includes:

- 15" deep shelf with back stop
- (2) 16" high shelf supports, with or without 15 amp 6-outlet power strip as shown below

SHELF MATERIAL	60" wide	72" wide
With (2) non-powered shelf supports		
Butcher block	XSIRS-60BT/0- <input type="checkbox"/>	XSIRS-72BT/0- <input type="checkbox"/>
Plastic laminate	XSIRS-60PT/0- <input type="checkbox"/>	XSIRS-72PT/0- <input type="checkbox"/>
Static diss. laminate	XSIRS-60SD/0- <input type="checkbox"/>	XSIRS-72SD/0- <input type="checkbox"/>

With (1) powered and (1) non-powered shelf support

Butcher block	XSIRS-60BT- <input type="checkbox"/>	XSIRS-72BT- <input type="checkbox"/>
Plastic laminate	XSIRS-60PT- <input type="checkbox"/>	XSIRS-72PT- <input type="checkbox"/>
Static diss. laminate	XSIRS-60SD- <input type="checkbox"/>	XSIRS-72SD- <input type="checkbox"/>

With (2) powered shelf supports

Butcher block	XSIRS-60BT/2- <input type="checkbox"/>	XSIRS-72BT/2- <input type="checkbox"/>
Plastic laminate	XSIRS-60PT/2- <input type="checkbox"/>	XSIRS-72PT/2- <input type="checkbox"/>
Static diss. laminate	XSIRS-60SD/2- <input type="checkbox"/>	XSIRS-72SD/2- <input type="checkbox"/>

To complete order, include color code in part number



ADJUSTABLE RISER SHELF KIT

Includes:

- 12" deep shelf with back stop
- Height adjustable in 1 1/2" increments from 12" to 18"

SHELF MATERIAL	60" wide	72" wide
Butcher block	XSARS-60BT- <input type="checkbox"/>	XSARS-72BT- <input type="checkbox"/>
Plastic laminate	XSARS-60PT- <input type="checkbox"/>	XSARS-72PT- <input type="checkbox"/>
Static diss. laminate	XSARS-60SD- <input type="checkbox"/>	XSARS-72SD- <input type="checkbox"/>

To complete order, include color code in part number



NEXUS ACCESSORY SYSTEM KIT

XSSMNX-60/2424-☐

XSSMNX-72/3030-☐

See page 32 for details

SEATING

Lista Xpress seating is the perfect companion to a workbench or workstation. This chair features:

- Pneumatic seat height adjustments
- Single lever control
- Anatomically shaped seat with lumbar support for ergonomic comfort and safety
- Chrome ring footrest



XSV79-3S-VA1/01

- Seat height is 18"-26"
- Hard floor casters
- SD mechanism
- High back
- Adjustable T-arms
- Color: black fabric

Cabinet and Worksurface Specifications

CABINET PEDESTALS



XSNW0600-0202-■ □ **NEW!**

- 16 7/8" W x 28 1/2" D x 33 1/2" H, including 6" base
- 1 drawer (full extension drawer with 165 lb. weight capacity)
- 4 drawer compartments
- 1 compartment with bottom shelf and reversible door
- To complete order, include lock and color codes in part number



XSNW0600-0301-■ □

- 16 7/8" W x 28 1/2" D x 33 1/2" H, including 6" base
- 3 drawers (including 1 file drawer)
- 8 drawer compartments
- 165 lb. weight capacity per drawer
- To complete order, include lock and color codes in part number



XSNW0600-0402-■ □

- 16 7/8" W x 28 1/2" D x 33 1/2" H, including 6" base
- 4 drawers
- 24 drawer compartments
- 165 lb. weight capacity per drawer
- To complete order, include lock and color codes in part number



XSNW0600-0501-■ □ **NEW!**

- 16 7/8" W x 28 1/2" D x 33 1/2" H, including 6" base
- 5 drawers
- 50 drawer compartments
- 165 lb. weight capacity per drawer
- To complete order, include lock and color codes in part number

HANGING CABINET



XSWBHC150-1-■ □ **NEW!**

- 16 3/4" W x 19 1/4" D x 8" H
- 1 drawer (5 3/4" high)
- 50 lb. weight capacity
- To complete order, include lock and color codes in part number

WORKSURFACES



Butcher Block Worksurface

- Satin finish 1 3/4" thick hardwood
- Bullnose front edge



Plastic Laminate Worksurface

- Particle board core with dove gray plastic laminated top and sides
- 1 9/16" thick
- Bullnose front edge



Static Dissipative Worksurface

- Particle board core with dove gray plastic laminated top and sides
- 1 9/16" thick
- Bullnose front edge
- Includes grounding bolt and 10' grounding cord with 1 megohm resistor
- Worksurfaces display electrical properties within static dissipative boundaries of 10⁶-10⁹ ohms over a wide range of relative humidities (ranging from 60% RH to as low as 10% RH) to meet ESD specifications. Meets EOS/ESD S4.1 specifications. For detailed specifications, please contact Lista.

HEAVY-DUTY PERFORMANCE WITH EXCEPTIONAL VERSATILITY.



Built for rugged durability, Lista industrial workbenches stand up to the harshest work environments. With their flexible selection of standard components and cost-effective custom configurations, our industrial workbenches are ready to conquer whatever challenges you throw at them.



Your choice of above-worksurface shelves, back stops and panels enables you to customize storage to best suit your needs. Cabinet pedestals with full-extension drawers are perfect for storing a range of tools, parts and instruments close at hand.






The Nexus Accessory System offers a large variety of above-worksurface accessories to suit almost any task. Choose from such accessories as task lighting, pegboard and louvered panels for holding tools and parts, overhead cabinets for the storage of supplies, books and binders, monitor arms, and more.

Features and Benefits

Lista Xpress industrial workbenches are designed to deliver durability, versatility and productivity. Our workbenches:

- Are constructed from the highest quality materials – sturdy, secure and built to last
- Offer a choice of pre-configured models to exactly suit your needs
- Incorporate ergonomic design for easy, safe access with a minimum of stress and strain
- Are available with a range of cabinet pedestals and/or legs for support
- Feature cabinet pedestals with drawers that are subdivided to create custom compartments for maximum organization of tools, components and instrumentation
- Allow you to build up from the worksurface with a choice of riser shelves, or add accessories with the Nexus Accessory System

All industrial bench models now available in either butcher block or plastic laminate worksurfaces and your choice of our three most popular colors!

-  Bright Blue
-  Classic Blue
-  Light Gray



Additional colors are available with our standard lead time.

- | | | | |
|---|---|---|---|
|  Beige |  Black |  Dark Gray |  Green |
|  Red |  Sand |  White | |



Feature: Wide choice of above-worksurface accessories

Benefit: Greater productivity and efficiency
Create task-specific configurations.

Feature: Choice of worksurfaces

Benefit: Surface always appropriate to application
Durable worksurfaces come in 60" and 72" lengths, in a choice of plastic laminate or butcher block.

Feature: Ergonomic handles

Benefit: Improves safety, appearance and ergonomics

When drawers are closed, handles are flush with housing so nothing protrudes. Drawer handles are located at top of drawer.

Feature: Customizable drawer compartments

Benefit: Better organization, faster retrieval
All drawers are provided with partitioned compartments.

Feature: Choice of pedestal and leg supports

Benefit: Customized to your needs
Variety of workbench support options.

Feature: Leveling glides

Benefit: Stable workbench, even on uneven floors
Legs include glides with 1" of adjustment.

INDUSTRIAL BENCHES

Rugged, durable Lista Xpress industrial workbenches stand up to the toughest environments.

- Includes square edge worksurface in choice of butcher block or gray plastic laminate
- 35 1/4" worksurface height
- MP cabinet pedestals (22 3/16" wide)
- Choice of 3 colors

To add above-worksurface accessories to these bench bases, see page 32.

For information on cabinet pedestals and work-surfaces, see page 33.

To complete your order, fill in the boxes at the end of the part number.

☒ Select lock type

NL = none
RG = individual
KA = keyed-alike
MA = master

☐ Select finish color

BB =  Bright Blue
CB =  Classic Blue
LG =  Light Gray


EXAMPLE: to order an **XSWB62-72BT** workbench with keyed-alike locks and Bright Blue finish, the part number would be **XSWB62-72BT-KABB**.

The same industrial workbench configurations can be ordered in our other 7 standard colors at no additional charge. However, they will be shipped in our normal shipping lead time of 3-4 weeks from date of order.

☐ Colors for normal lead time shipping

BE =  Beige
BK =  Black
GR =  Dark Gray
GG =  Green

NR =  Red
SN =  Sand
FW =  White



Includes:

- (2) Lista mobile legs with (4) 6" casters
- Square edge worksurface
- Back and end stops
- Stringer

NEW!

WORKSURFACE	60" x 30"	72" x 30"
Butcher block	XSWB00-60BT- <input type="checkbox"/>	XSWB02-72BT- <input type="checkbox"/>
Plastic laminate	XSWB01-60PT- <input type="checkbox"/>	XSWB03-72PT- <input type="checkbox"/>

To complete order, include color code in part number




Includes:

- (2) Lista legs
- Square edge worksurface
- Back and end stops

WORKSURFACE	60" x 30"	72" x 30"
Butcher block	XSWB10-60BT- <input type="checkbox"/>	XSWB12-72BT- <input type="checkbox"/>
Plastic laminate	XSWB11-60PT- <input type="checkbox"/>	XSWB13-72PT- <input type="checkbox"/>

To complete order, include color code in part number




Includes:

- (1) Lista leg
- (1) XSMP0600-0501 cabinet pedestal
- Square edge worksurface
- Back and end stops

WORKSURFACE	60" x 30"	72" x 30"
Butcher block	XSWB20-60BT- <input type="checkbox"/> <input type="checkbox"/>	XSWB22-72BT- <input type="checkbox"/> <input type="checkbox"/>
Plastic laminate	XSWB21-60PT- <input type="checkbox"/> <input type="checkbox"/>	XSWB23-72PT- <input type="checkbox"/> <input type="checkbox"/>

To complete order, include lock and color codes in part number

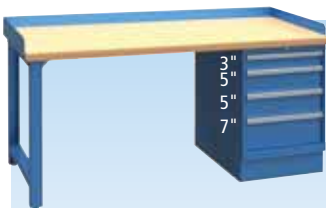


Includes:

- (1) Lista leg
- (1) XSMP0600-0202 cabinet pedestal
- Square edge worksurface
- Back and end stops

WORKSURFACE	60" x 30"	72" x 30"
Butcher block	XSWB30-60BT- <input type="checkbox"/> <input type="checkbox"/>	XSWB32-72BT- <input type="checkbox"/> <input type="checkbox"/>
Plastic laminate	XSWB31-60PT- <input type="checkbox"/> <input type="checkbox"/>	XSWB33-72PT- <input type="checkbox"/> <input type="checkbox"/>

To complete order, include lock and color codes in part number



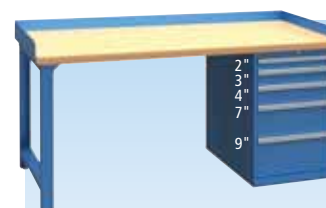
Includes:

- (1) Lista leg
- (1) XSMP0600-0402 cabinet pedestal
- Square edge worksurface
- Back and end stops

NEW!

WORKSURFACE	60" x 30"	72" x 30"
Butcher block	XSWB80-60BT- <input type="checkbox"/> <input type="checkbox"/>	XSWB82-72BT- <input type="checkbox"/> <input type="checkbox"/>
Plastic laminate	XSWB81-60PT- <input type="checkbox"/> <input type="checkbox"/>	XSWB83-72PT- <input type="checkbox"/> <input type="checkbox"/>

To complete order, include lock and color codes in part number




Includes:

- (1) Lista leg
- (1) XSMP0750-0505 cabinet pedestal with no base
- Square edge worksurface
- Back and end stops

WORKSURFACE	60" x 30"	72" x 30"
Butcher block	XSWB40-60BT- <input type="checkbox"/> <input type="checkbox"/>	XSWB42-72BT- <input type="checkbox"/> <input type="checkbox"/>
Plastic laminate	XSWB41-60PT- <input type="checkbox"/> <input type="checkbox"/>	XSWB43-72PT- <input type="checkbox"/> <input type="checkbox"/>

To complete order, include lock and color codes in part number

Industrial Workbenches




- Includes:**
- (1) XSMP0600-0402 cab. pedestal
 - (1) XSMP0600-0501 cab. pedestal
 - Square edge worksurface
 - Back and end stops

NEW!

WORKSURFACE 72" x 30"

Butcher block **XSWB102-72BT-** ☐
Plastic laminate **XSWB103-72PT-** ☐

To complete order, include lock and color codes in part number




- Includes:**
- (2) XSMP0600-0402 cabinet pedestals
 - Square edge worksurface
 - Back and end stops

NEW!

WORKSURFACE 72" x 30"

Butcher block **XSWB112-72BT-** ☐
Plastic laminate **XSWB113-72PT-** ☐

To complete order, include lock and color codes in part number




- Includes:**
- (1) XSMP0600-0402 cab. pedestal
 - (1) XSMP0600-0202 cab. pedestal
 - Square edge worksurface
 - Back and end stops

NEW!

WORKSURFACE 72" x 30"

Butcher block **XSWB122-72BT-** ☐
Plastic laminate **XSWB123-72PT-** ☐

To complete order, include lock and color codes in part number




- Includes:**
- (1) XSMP0600-0501 cabinet pedestal
 - (1) XSMP0600-0202 cabinet pedestal
 - Square edge worksurface
 - Back and end stops

WORKSURFACE 72" x 30"

Butcher block **XSWB52-72BT-** ☐
Plastic laminate **XSWB53-72PT-** ☐

To complete order, include lock and color codes in part number




- Includes:**
- (2) XSMP0600-0501 cabinet pedestals
 - Square edge worksurface
 - Back and end stops

WORKSURFACE 72" x 30"

Butcher block **XSWB62-72BT-** ☐
Plastic laminate **XSWB63-72PT-** ☐

To complete order, include lock and color codes in part number

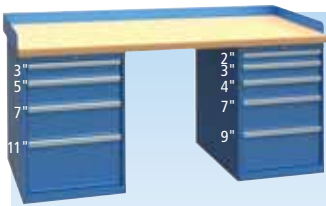


- Includes:**
- (2) XSMP0600-0202 cabinet pedestals
 - Square edge worksurface
 - Back and end stops

WORKSURFACE 72" x 30"

Butcher block **XSWB72-72BT-** ☐
Plastic laminate **XSWB73-72PT-** ☐

To complete order, include lock and color codes in part number



- Includes:**
- (1) XSMP0750-0402 cab. pedestal with no base
 - (1) XSMP0750-0505 cab. pedestal with no base
 - Square edge worksurface
 - Back and end stops

NEW!

WORKSURFACE 72" x 30"

Butcher block **XSWB132-72BT-** ☐
Plastic laminate **XSWB133-72PT-** ☐

To complete order, include lock and color codes in part number



- Includes:**
- (2) XSMP0750-0505 cab. pedestals with no base
 - Square edge worksurface
 - Back and end stops

NEW!

WORKSURFACE 72" x 30"

Butcher block **XSWB142-72BT-** ☐
Plastic laminate **XSWB143-72PT-** ☐

To complete order, include lock and color codes in part number

Our versatile Lista Xpress industrial workbenches (see pages 30-31) can be ordered with a variety of accessories to suit your application or work environment.

- Choose the accessories that best meet your needs, matching length, finish color, and shelf material with your workbench selection from pages 30-31.

Adjustable riser shelves now available in choice of three colors and either butcher block or plastic laminate worksurfaces!



STATIONARY RISER SHELF WITH BACK STOP

- Shelf is 10 1/2" deep x 13 1/2" high

SHELF MATERIAL	60" wide	72" wide
Steel	XSSRS60-1- <input type="checkbox"/>	XSSRS72-1- <input type="checkbox"/>

To complete order, include color code in part number



ADJUSTABLE RISER SHELF KIT

Includes:

- 12" deep shelf with back stop
- Height adjustable in 1 1/2" increments from 12" to 18"

SHELF MATERIAL	60" wide	72" wide
Butcher block	XSARS-60BT- <input type="checkbox"/>	XSARS-72BT- <input type="checkbox"/>
Plastic laminate	XSARS-60PT- <input type="checkbox"/>	XSARS-72PT- <input type="checkbox"/>

To complete order, include color code in part number



NEXUS ACCESSORY SYSTEM KIT

XSSMNX-60/2424-☐

- Attaches to top of 60" worksurface
- 50 3/4" wide x 48" high above base: (2) 24" wide sections
- (2) 24" wide x 12" deep adjustable shelves, (1) 24" wide x 15" deep adjustable shelf
- (1) 24" wide x 30" high markerboard/tackboard
- (1) 24" wide x 18" high louvered panel
- (1) 24" wide back stop
- (1) 15 amp vertical power strip with 6 outlets, off/on switch and 6' cord
- To complete order, include color code in part number

XSSMNX-72/3030-☐

- Attaches to top of 72" worksurface
- 62 3/4" wide x 48" high above base: (2) 30" wide sections
- (2) 30" wide x 12" deep adjustable shelves, (1) 30" wide x 15" deep adjustable shelf
- (1) 30" wide x 30" high markerboard/tackboard
- (1) 30" wide x 18" high louvered panel
- (1) 30" wide back stop
- (1) 15 amp vertical power strip with 6 outlets, off/on switch and 6' cord
- To complete order, include color code in part number

To complete your order, fill in the boxes at the end of the part number.

Select lock type

- NL** = none
- RG** = individual
- KA** = keyed-alike
- MA** = master


Select finish color

- BB** =  Bright Blue
- CB** =  Classic Blue
- LG** =  Light Gray

EXAMPLE: to order an **XSMP0600-0501** cabinet with an individual lock and Bright Blue finish, the part number would be **XSMP0600-0501-RGBB**.

The same industrial workbench accessories can also be ordered in our other 7 standard colors at no additional charge. However, they will be shipped in our normal shipping lead time of 3-4 weeks from date of order.

Colors for normal lead time shipping

- BE** =  Beige
- BK** =  Black
- GR** =  Dark Gray
- GG** =  Green

- NR** =  Red
- SN** =  Sand
- FW** =  White

Cabinet and Worksurface Specifications

CABINET PEDESTALS



XSMP0600-0202-

- 22 3/16" W x 28 1/2" D x 33 1/2" H, including 6" base
- 1 drawer (full extension drawer with 165 lb. weight capacity)
- 4 drawer compartments
- 1 compartment with bottom shelf and reversible door
- To complete order, include lock and color codes in part number



XSMP0750-0402-

- 22 3/16" W x 28 1/2" D x 33 1/2" H
- 4 drawers
- 29 drawer compartments
- Full extension drawers with a 165 lb. weight capacity
- To complete order, include lock and color codes in part number



XSMP0600-0402- **NEW!**

- 22 3/16" W x 28 1/2" D x 33 1/2" H, including 6" base
- 4 drawers
- 33 drawer compartments
- Full extension drawers with a 165 lb. weight capacity
- To complete order, include lock and color codes in part number



XSMP0750-0505-

- 22 3/16" W x 28 1/2" D x 33 1/2" H
- 5 drawers
- 41 drawer compartments
- Full extension drawers with a 165 lb. weight capacity
- To complete order, include lock and color codes in part number



XSMP0600-0501-

- 22 3/16" W x 28 1/2" D x 33 1/2" H, including 6" base
- 5 drawers
- 53 drawer compartments
- Full extension drawers with a 165 lb. weight capacity
- To complete order, include lock and color codes in part number

WORKSURFACES



Butcher Block Worksurface


- Satin finish 1 3/4" thick hardwood
- Square front edge



Plastic Laminate Worksurface

- Particle board core with dove gray plastic laminated top and sides
- 1 9/16" thick
- Square front edge

UNIQUE DRAWER CONSTRUCTION



UNEQUALED PERFORMANCE

Lista drawers set the standard in quality modular storage worldwide. They are constructed like no other competitive drawer. Their superior engineering and construction give them outstanding capacity and durability.

All our drawers and roll-out trays extend 100% from the cabinet housing, allowing easy, ergonomic access to the entire contents, even in the farthest corners.

Our six full-height sidewalls, as well as matching partition and divider heights, allow for optimal use of the system's cubic storage capacity. Items stored in the drawer won't fall out either the sides or the back of the drawer.

ONE-PIECE DRAWER FACE AND HANDLE

Lista's drawer front has an integral handle and is welded to the bottom of the drawer for added stability (shown to the right without handle end cap). No hardware is used to attach the drawer front or handle, resulting in superior durability and ergonomic safety.



SUSPENSION SYSTEM

Our exclusive suspension system incorporates a guide track, which wraps under the drawer body for additional stability and strength. This unique system features quiet Polyoxymethylene (POM) bearings, combining strength, hardness, dimensional stability, fatigue resistance, low wear and low friction, to give Lista drawers remarkably smooth, quiet operation.



DRAWER PERFORMANCE

When we say our drawers provide unequalled performance, we have the results to back that claim up.

To test our drawers, we chose the RAL-RG 614 standard from the German Institute of Quality Assurance and Marking, a globally respected standard. This test required our drawers to pass a series of difficult test criteria.

In these demanding tests, Lista excelled. Our suspensions exceeded the required number of cycles, fully loaded, without diminished performance.





A WORLD OF CHOICE.

By taking advantage of Lista's wide array of cabinet footprints, heights, features and optional accessories, you can create a customized cabinet that ideally suits your specific storage needs.

CABINET FOOTPRINTS

Lista maximizes your workspace with cabinets in widths and depths to fit almost any space.

Lista's NW and MP Width cabinets make ideal workbench pedestals, are well suited for use as laboratory casework and can be adapted as mobile cabinets. Standard Width cabinets fit the needs of a wide range of installations and applications.

When you need to store tools and parts that are 30" in length or longer – or combine short and long items – our EW Width, HW Width, Mid-Width and Double Width cabinets are the perfect option.

Shallow-depth cabinets provide the ultimate in space savings and ergonomic design. High density storage capability with shallow footprint make them ideal for replacing shelves and maximizing floor space in narrow aisles.

Full Depth Cabinets – 28 1/2" Deep

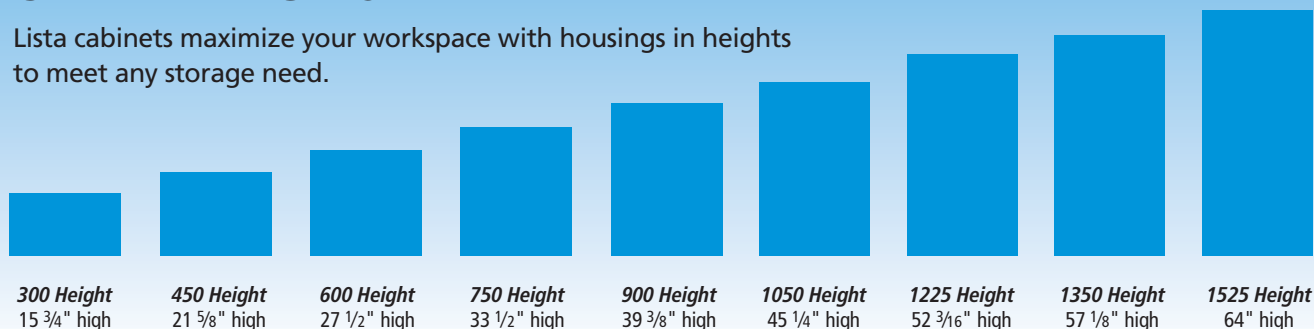
NW	MP	SC	EW
NW Width Cab. 16 7/8" wide	MP Width Cab. 22 3/16" wide	Standard Width Cab. 28 1/4" wide	EW Width Cab. 34 1/4" wide
HW	MW	DW	
HW Width Cab. 40 1/4" wide	Mid-Width Cab. 47" wide	Double Width Cab. 56 1/2" wide	

Shallow Depth Cabinets – 22 1/2" Deep

NS	CL	ST	ES
NS Width Cab. 16 7/8" wide	CL Width Cab. 22 3/16" wide	ST Width Cab. 28 1/4" wide	ES Width Cab. 34 1/4" wide
HS	MS		
HS Width Cab. 40 1/4" wide	MS Width Cab. 47" wide		

CABINET HEIGHTS

Lista cabinets maximize your workspace with housings in heights to meet any storage need.



MANY APPLICATIONS. MANY SOLUTIONS.



Lista offers a variety of modular drawer storage cabinets that perfectly suit a wide range of industries, environments and applications. Lista cabinets allow maximum use of cubic space for the highest density storage.



Stacked Lista cabinets provide for maximum flexibility in storage. Shelf cabinets offer a variety of door styles to protect contents.



Lista cabinets can be stacked to serve as mezzanine supports. With their all-steel construction, they help you maximize your floor space.



Mobile cabinets afford the ultimate in flexibility and convenience. Almost any Lista drawer cabinet can be outfitted with casters, increasing flexibility and efficiency.

RUGGED. CUSTOM DESIGNED. VERSATILE.



The popular Double Bank configuration features wide top drawer(s) for the storage of long tools, and a variety of lower drawer sizes to store just about anything.

With Lista's Technician Series Toolboxes, you get it all – the largest capacity, most durable boxes on the market, at a price that boxes out the competition. Standard features such as heavy-duty (1,200 lb. each) casters, gloss powder coat finish, and a wealth of heights, widths and depths make these toolboxes the perfect solution in a wide variety of settings, from maintenance and repair to vehicle repair. Learn more at ListaBox.com.



The versatile Single Bank configuration, available in six footprints to meet a wide variety of applications and needs.



The Triple Bank configuration features an extra storage bank for maximum storage versatility. All models can be outfitted with convenient worktops in stainless steel or butcher block.



The Two-Bay configuration allows a large selection of both wide and narrow drawers.



In addition to full use of available ceiling height, Lista Storage Wall® systems give you maximum weight and cubic volume capacity. Their all-steel construction also supports mezzanine configurations.

Full- and shallow-depth footprint options are ideal for storing a variety of large and small items in areas where aisle and floor space is critical and vertical space will be utilized.

Choose from:

- Drawers to store small parts and components
- Roll-out trays for easy access to large, heavy items
- Shelves to handle larger items
- Doors for additional security and finished appearance

MAKE ANY WORKSPACE WORK.

The Storage Wall® system's combination of modular components such as drawers, roll-out trays, shelves and doors means you can store small and large parts together and have easy access to both. It also means easily accommodating diverse items as your needs evolve.

STORAGE WALL® FOOTPRINTS

Lista offers two different Storage Wall systems.

The **full depth** Storage Wall system is the ideal solution for easily accessible storage of a variety of large and small items. The **shallow depth** Storage Wall system excels where aisle and floor space is critical and vertical space can be utilized.

Full Depth Storage Wall Systems – 27 3/4" Deep



Standard Width Section
28 1/8" wide



HW Width Section
40" wide



Mid-Width Section
46 7/8" wide



Double Width Section
56 1/4" wide

Shallow Depth Storage Wall Systems – 21 3/4" Deep



ST Width Section
28 1/8" wide



HS Width Section
40 5/32" wide

BETWEEN A WALL AND A HARD SPACE.



You won't find a more efficient or versatile way to add storage and organization to satisfy your specific application. With the Lista Storage Wall® system, the biggest and smallest items can be stored near one another in a logical, easily accessible way. Unlike conventional shelving, not an inch of space is wasted.



Lista Storage Wall systems allow the use of the available height of your storage area (6 heights, ranging from 39 3/8" to 118 1/8"), turning formerly wasted space into active, productive storage.



Storage Wall systems can be ordered with a variety of door styles, including sliding, hinged and tambour doors, providing both security and protection of stored items from environmental dust and grime.



Storage and retrieval of extremely heavy items is made easier with Lista roll-out trays. Standard trays have a 440 lb. capacity; heavy-duty roll-out trays featuring a 770 lb. capacity are also available.



ERGONOMIC COMFORT, FLEXIBLE FUNCTIONALITY AND ENHANCED PRODUCTIVITY.

Designed with the user in mind, Align® Adjustable-Height Workstations feature an adjustable worksurface height range from 27" to 42" that allows quick and easy alignment for different tasks or operator preference. This flexibility helps reduce fatigue, stress and the potential for injury, and creates a workspace with unsurpassed ergonomic comfort and flexible functionality, all designed to increase user productivity. Ideal for repairing, testing and assembling mechanical and electronic products and components.

- Adjustable height allows the perfect ergonomic alignment for each operator
- Center- or rear-justified configurations accommodate multiple simultaneous users
- Precision drive system for maintenance-free reliability
- High load capacity of 1000 lbs. dynamic for motorized base and 500 lbs. dynamic for hand crank base
- Accepts the full range of Lista workstation accessories to suit your exact tasks
- Optional casters allow easy reconfiguration, cleaning

NUMEROUS HEIGHT ADJUSTMENT CHOICES

Adjust worksurface height from 27" to 42"



Choose from motorized, hand crank or slide leg bases



UNSURPASSED ERGONOMIC COMFORT. FLEXIBLE FUNCTIONALITY.



Repetitive motion injuries and other work-related musculo-skeletal conditions can be avoided using ergonomic products to minimize the risk of injuries as well as optimize production throughput. The height-adjustability of the Align® workstation can be the answer to these problems.



When paired with the Nexus Accessory System, Align Adjustable-Height Workstations offer the ability to keep tools, supplies and parts off the worksurface, freeing space for the task at hand.



Bins stored on Nexus system shelves are much more efficient than having bins stored on the worksurface. This system allows for automatic re-supply, meaning if one bin empties, there is another bin right behind it that is full of the same part.



The easy height-adjustability of Align Adjustable-Height Workstations gives each employee the ability to custom-adjust the worksurface height to best suit their individual needs.

THE HEIGHT OF CONVENIENT STORAGE.




Ideal companions to Lista's modular drawer storage cabinets, overhead cabinets bring organization to the storage of binders, bulk storage or any items that require constant access, ample room and safe, logical, easily accessible storage.



An overhead cabinet with retractable door provides convenient bulk storage above a drawer cabinet in the machining area of an aircraft repair facility.



Overhead cabinets bring organized, efficient storage of instruction manuals, binders and other reference books.



Overhead cabinets with steel-framed plexiglas doors hold an array of books, manuals and binders in this classroom.

SECURE, ORGANIZED STORAGE OF VALUABLE TOOLING.

From the smallest shop to the largest machining operation, Lista can economically provide everything you need for safe and efficient storage of valuable tools. With our many different CNC tool storage products and accessories, Lista provides an efficient, organized and secure link among all the various stages of tool storage, transport and use.



Lista CNC tool transporters safely deliver tools directly to the work area.



Sliding door machine tool cabinets with butcher block tops provide both complete protection for tooling and a highly functional workspace.



The Lista Storage Wall® System is used to store a variety of different-sized CNC tooling, maximizing floorspace while providing safe, secure and completely organized CNC storage.

ListaWorks™ Survey and Design Services

ListaWorks™ is how we make storage and workspace solutions work for you. It's our process for providing the highest-quality, custom-configurable solution that precisely fits your unique requirements. We have the design tools, consulting skills and experienced staff to optimize your space and usage, now and in the future. Our sales and design team is ready to provide ListaWorks for you **free of charge**.

First Lista listens. Then we present a detailed, customized plan for your individual workspace and storage needs; one that offers solutions that maximize efficiency and flexibility while optimizing space and profitability.

- **Floorspace utilization analysis.** We will prepare, plan and create CAD and/or photorealistic renderings for a grouping of products or an entire room-size solution.
- **Customized surveys and layouts.** Lista experts will survey your current and future storage and workspace needs, then propose solutions that provide the highest density and greatest productivity.
- **Integration with architectural and construction planning.** You can rely on Lista's experience in coordinating with architectural and construction professionals at every stage of your project's development.



Let's get started. Give our Customer Service Department a call at 1-800-722-3020 for more information on our competitive pricing, free demo cabinet program and lifetime warranty.

- **Price quotes.** We provide free estimates and price quotes, regardless of size.
- **Demo product.** Want to test drive a product on us? Contact our sales consultants to arrange for a demo product to be shipped to your site. We know once you compare our quality to the rest, you'll be convinced Lista is the right choice.

LISTA
making workspace work®

Lista International Corporation
106 Lowland Street
Holliston, MA 01746-2094 USA

Phone: (800) 722-3020

Fax: (508) 626-0353

www.listaxpress.com

E-mail: sales@listaintl.com

ISO 9001 Certified

Product specifications are subject to change without notice and are those in effect at time of shipment.

©2012 Lista International Corp. Printed in U.S.A.
05-12 25M

Lista®, Making Workspace Work®, Align®, Arlink®, Definite Positioning System®, PrevenTip®, Shelf Converter® and Storage Wall® are registered trademarks of Lista International Corporation.

LISTA IS YOUR HOME FOR ALL YOUR WORKSPACE NEEDS



DRAWER
STORAGE CABINETS




STORAGE WALL®
SYSTEM



SHELF CONVERTER®
SYSTEM




MOBILE
TOOLBOXES



CNC TOOL
STORAGE



ALL-PURPOSE
WORKBENCHES



INDUSTRIAL
WORKBENCHES



TECHNICAL
FURNITURE



MODULAR
WORKSTATIONS



ADJUSTABLE
HEIGHT WORKSTATIONS